

Cedar Hill Cross Road @ Lochside Drive

Thursday, October 19, 2017

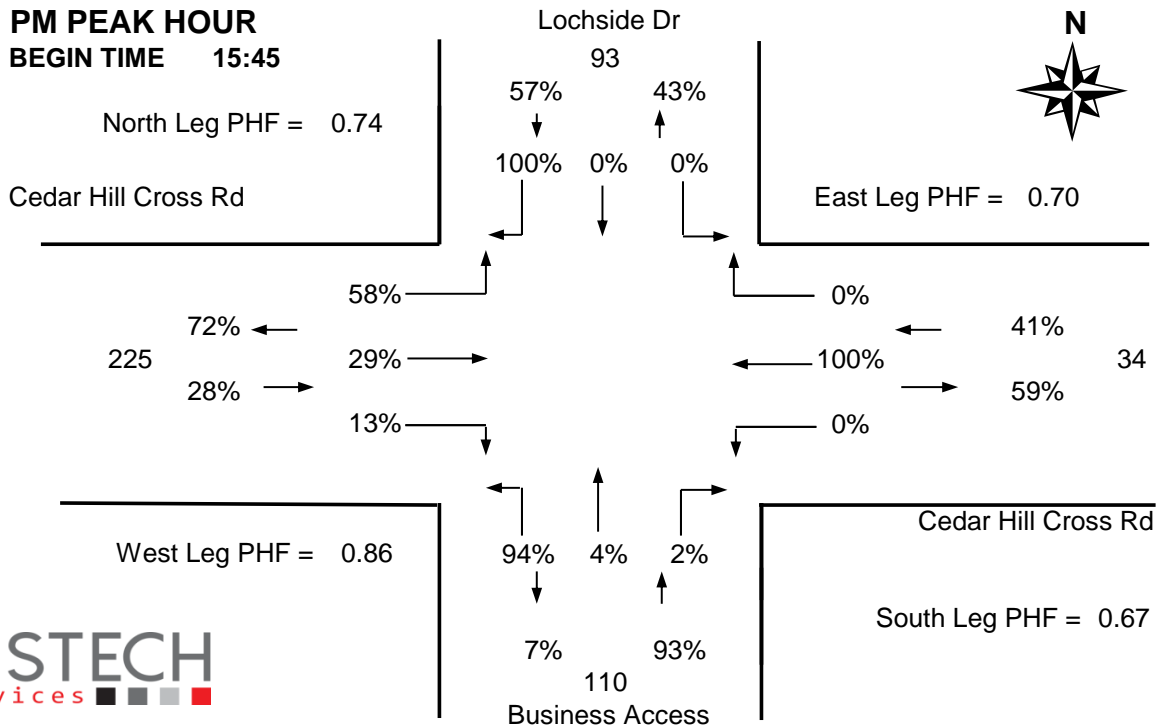
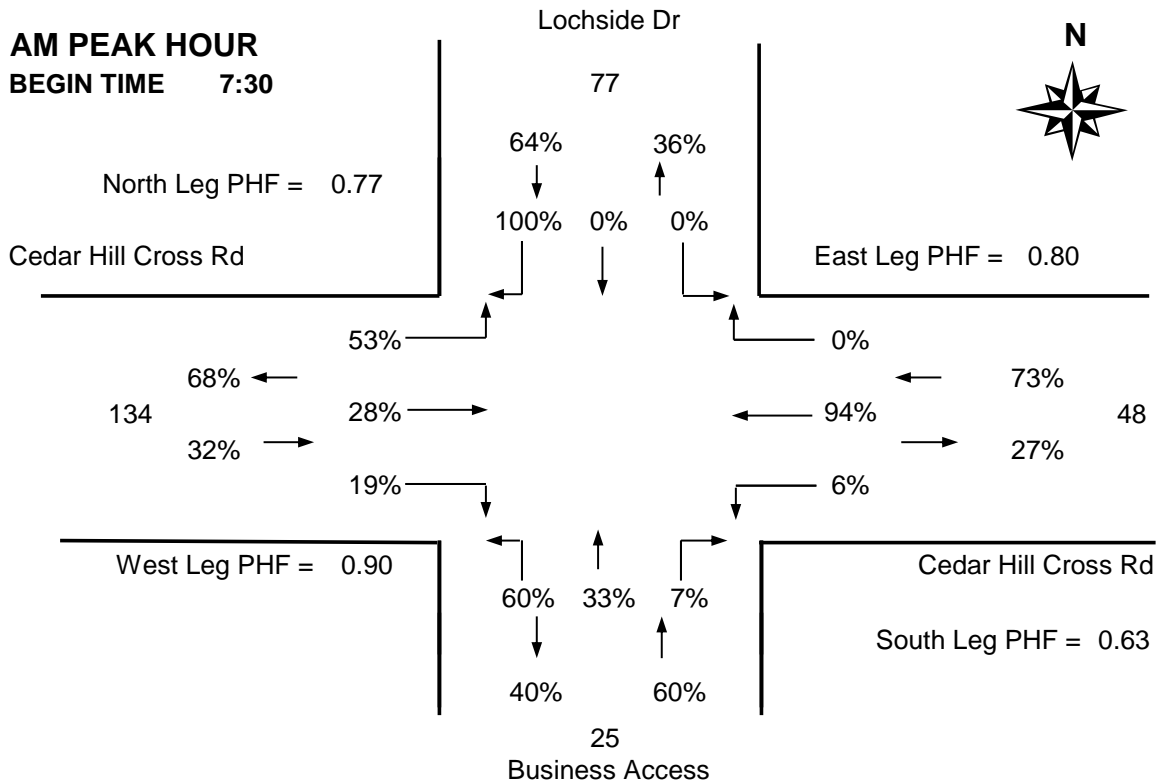


The data presented here is for information purposes only and should not be considered authoritative for construction, geotechnical, engineering, navigational, legal, or other site-specific uses. The information shared is owned by the Transportation Division of the Engineering Department at the District of Saanich. Accuracy is not guaranteed.

DISTRICT OF SAANICH 2017 TRAFFIC COUNTS

Major Route: Cedar Hill Cross Road
Minor Route: Lochside Drive
Date: Thursday, October 19, 2017
Filename: Cedar Hill Cross@Lochside-Oct19-2017.xls

Station #: TIN001007
Intersection Type: 4-leg
East/West Route: Cedar Hill Cross Road
Weather: Rain and wet



DISTRICT OF SAANICH 2017 TRAFFIC COUNTS

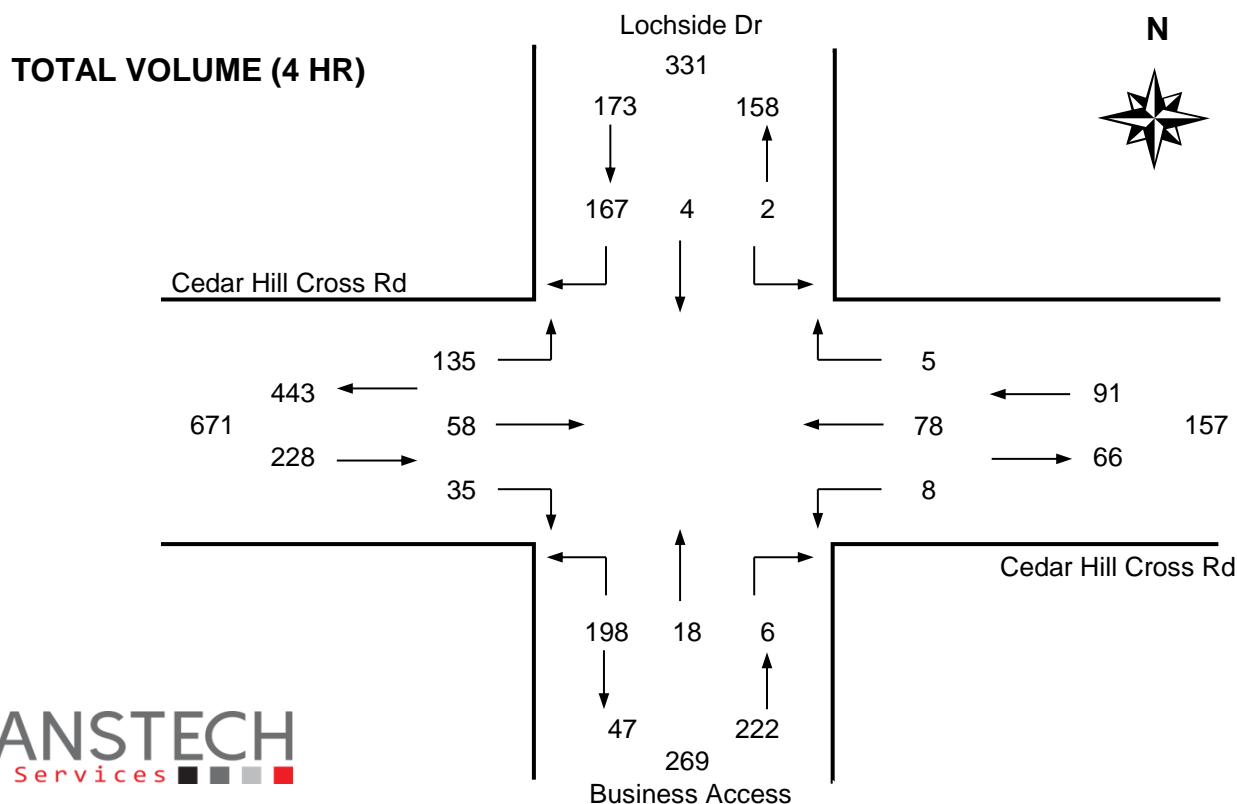
Major Route: Cedar Hill Cross Road
Minor Route: Lochside Drive
Date: Thursday, October 19, 2017
Filename: Cedar Hill Cross@Lochside-Oct19-2017.xls

Station #: TIN001007
Intersection Type: 4-leg
East/West Route: Cedar Hill Cross Road
Weather: Rain and wet

Comments:

Vehicle Data

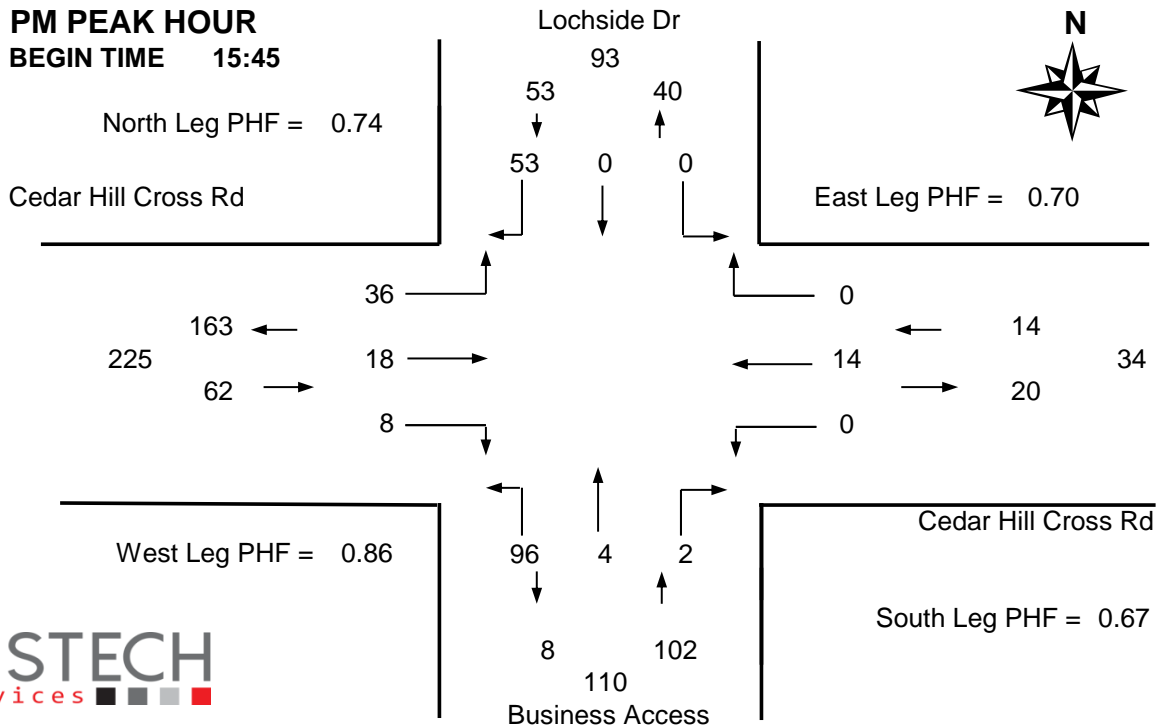
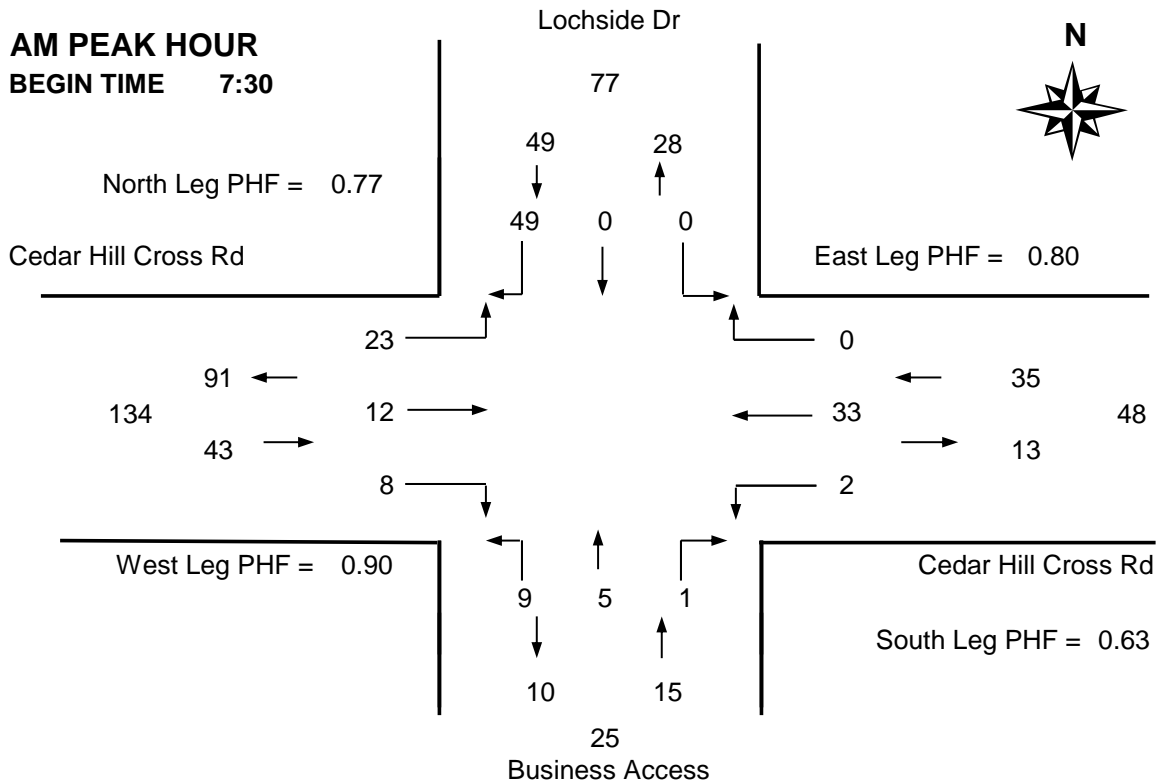
Time Period Starting	Lochside Dr			Business Access			Cedar Hill Cross Rd			Cedar Hill Cross Rd			15 Min Total	Hourly Total	Pedestrians			
	From North			From South			From West			From East					N	S	W	E
	Left	Thru	Right	Left	Thru	Right	Left	Thru	Right	Left	Thru	Right						
7:30	0	0	16	5	1	0	7	4	0	0	9	0	42 +	-	1	0	0	2
7:45	0	0	13	2	2	0	7	1	3	0	7	0	35 *	-	3	0	0	2
8:00	0	0	10	0	1	0	6	5	1	0	8	0	31 *	-	1	0	0	1
8:15	0	0	10	2	1	1	3	2	4	2	9	0	34 *	142	1	1	0	3
8:30	0	1	9	8	0	0	6	1	0	0	4	0	29	129	1	0	1	3
8:45	0	0	4	12	1	0	8	1	1	0	4	0	31	125	0	0	0	2
9:00	0	0	4	9	0	0	7	1	2	0	5	0	28	122	1	0	1	2
9:15	0	0	7	10	2	0	16	6	5	0	1	0	47	135	2	0	0	1
Total	0	1	73	48	8	1	60	21	16	2	47	0	277	-	10	1	2	16
Pk Hr	0	0	49	9	5	1	23	12	8	2	33	0	142 *	-	6	1	0	8
Pk Hr Factor	n/a	n/a	0.77	0.45	0.63	0.25	0.82	0.60	0.50	0.25	0.92	n/a	0.85	* = Peak hour + = Peak 15 minutes				
	0.77			0.63			0.90			0.80								
15:30	2	3	5	17	3	2	10	2	2	5	5	3	59	-	0	1	0	0
15:45	0	0	16	20	1	0	9	7	2	0	1	0	56 *	-	1	1	0	0
16:00	0	0	18	17	2	1	13	4	1	0	4	0	60 *	-	1	0	2	0
16:15	0	0	10	21	1	1	4	4	1	0	4	0	46 *	221	0	0	1	1
16:30	0	0	9	38	0	0	10	3	4	0	5	0	69 +	231	1	0	1	0
16:45	0	0	11	15	0	0	8	6	5	0	4	1	50	225	3	0	2	4
17:00	0	0	17	6	1	0	9	8	2	1	5	1	50	215	2	0	2	0
17:15	0	0	8	16	2	1	12	3	2	0	3	0	47	216	0	0	1	1
Total	2	3	94	150	10	5	75	37	19	6	31	5	437	-	8	2	9	6
Pk Hr	0	0	53	96	4	2	36	18	8	0	14	0	231 *	-	3	1	4	1
Pk Hr Factor	n/a	n/a	0.74	0.63	0.50	0.50	0.69	0.64	0.50	n/a	0.70	n/a	0.84					
	0.74			0.67			0.86			0.70								



DISTRICT OF SAANICH 2017 TRAFFIC COUNTS

Major Route: Cedar Hill Cross Road
Minor Route: Lochside Drive
Date: Thursday, October 19, 2017
Filename: Cedar Hill Cross@Lochside-Oct19-2017.xls

Station #: TIN001007
Intersection Type: 4-leg
East/West Route: Cedar Hill Cross Road
Weather: Rain and wet



DISTRICT OF SAANICH 2017 TRAFFIC COUNTS

Major Route: Cedar Hill Cross Road
Minor Route: Lochside Drive
Date: Thursday, October 19, 2017
Filename: Cedar Hill Cross@Lochside-Oct19-2017.xls

Station #: TIN001007
Intersection Type: 4-leg
East/West Route: Cedar Hill Cross Road
Weather: Rain and wet

Comments:

Bicycle Data

Time Period Starting	Lochside Dr			Business Access			Cedar Hill Cross Rd			Cedar Hill Cross Rd			15 Min Total	Hourly Total
	From North			From South			From West			From East				
	Left	Thru	Right	Left	Thru	Right	Left	Thru	Right	Left	Thru	Right		
7:30	0	1	9	0	0	0	1	0	0	0	1	0	12	-
7:45	0	0	14	0	0	0	0	1	0	0	0	2	17 +	-
8:00	0	2	11	0	0	0	0	0	0	0	0	0	13 *	-
8:15	0	2	5	0	0	0	1	0	0	1	5	0	14 *	56
8:30	0	0	9	0	0	0	3	1	0	0	0	0	13 *	57
8:45	0	0	10	0	0	0	1	0	0	0	0	0	11	51
9:00	0	0	7	0	0	0	1	0	0	0	0	0	8	46
9:15	0	0	5	0	0	0	1	1	0	0	0	0	7	39
Total	0	5	70	0	0	0	8	3	0	1	8	0	95	-
Pk Hr	0	4	39	0	0	0	4	2	0	1	7	0	57 *	-
15x4	0	8	56	0	0	0	12	4	0	4	20	0	68 +	-

15:30	0	0	1	0	1	0	1	2	0	1	0	0	6	-
15:45	0	1	0	0	0	0	2	0	0	0	0	0	3	-
16:00	0	0	4	0	0	0	4	0	1	0	0	0	9	-
16:15	0	0	0	1	0	0	5	0	0	0	1	0	7	25
16:30	0	0	0	0	0	0	7	0	0	0	2	0	9 *	28
16:45	0	0	1	0	0	0	10	0	0	0	0	0	11 *	36
17:00	0	2	3	0	1	0	12	1	0	0	1	0	20 +	47
17:15	0	0	2	0	0	0	9	0	0	0	0	0	11 *	51
Total	0	3	11	1	2	0	50	3	1	1	4	0	76	-
Pk Hr	0	2	6	0	1	0	38	1	0	0	3	0	51 *	-
15x4	0	8	12	0	4	0	48	4	0	0	8	0	80 +	-

4 Hr	0	8	81	1	2	0	58	6	1	2	12	0	171	342
------	---	---	----	---	---	---	----	---	---	---	----	---	-----	-----

PEAK HOUR SUMMARY

